



LAMP BASES GUIDE

- Screw Bases
- Flanged Bases
- Bayonet Bases
- M & G Pin Bases
- Bi-Pin / Pin Bases

Edison Screw In Bases		
Base Number	Diameter	Base or Socket Name
E5	5mm	Lilliput Edison Screw Base
E10	10mm	Miniature Edison Screw Base
E11	11mm	Mini-Candelabra Edison Screw Base
E12	12mm	Candelabra Edison Screw Base
E14	14mm	Small Edison Screw Base (supports 240V)
E17	17mm	Intermediate Edison Screw Base
E26	26mm	Medium Edison Screw Base
E27	27mm	Medium Edison Screw Base (supports 240VAC)
E39	39mm	Mogul or Giant Edison Screw Base
E40	40mm	Mogul or Giant Edison Screw Base (supports 240VAC)

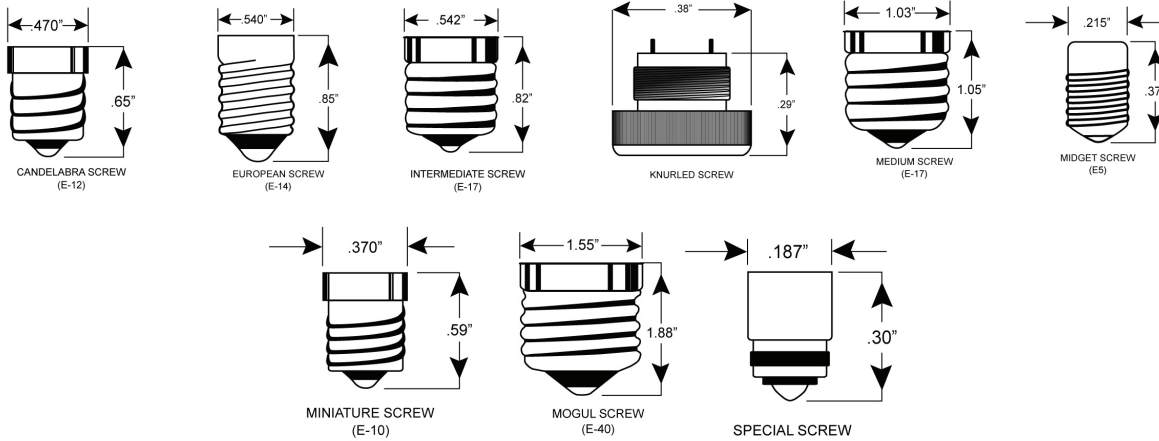
NOTE: "E" or Edison base types, sizes and names

Information is provided as a guideline only. Check your local code.

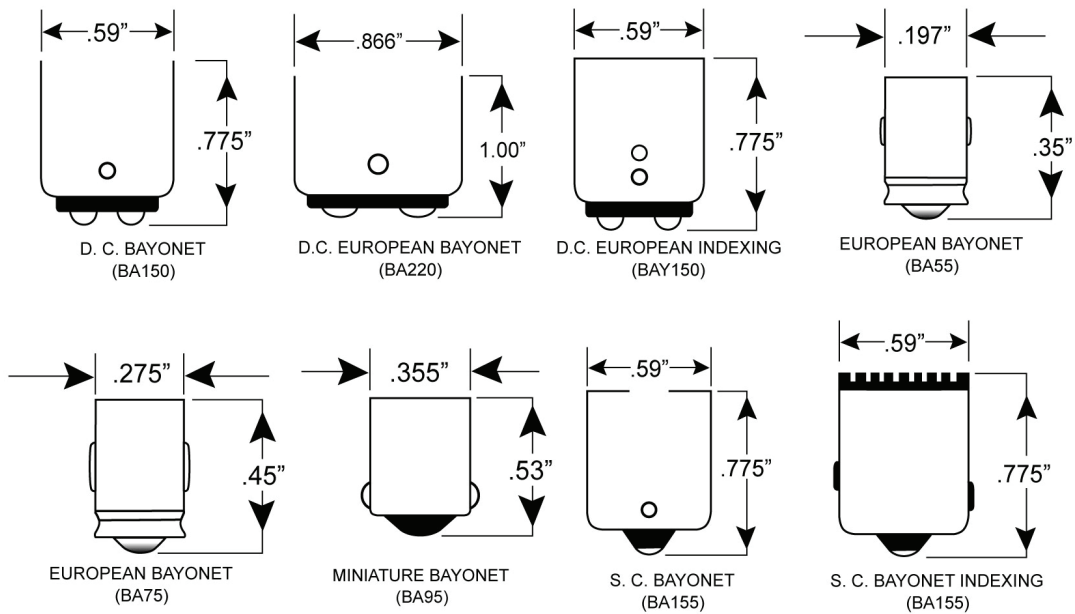
Pin Bases			
Type	Pin to pin dist.	Pin Diameter	Typical Bulbs that use this base
G4	4mm	0.65-0.75mm	MR11 and other small halogens of 5/10/20 watt and 6/12 volt
GU4	4mm	0.95-1.05mm	--
GY4	4mm	0.65-0.75mm	--
GZ4	4mm	0.95-1.05mm	--
G5	5mm	--	T4 and T5 fluorescent tubes
G5.3 GU5.3 GX5.3 GY5.3	5.33mm	1.47-1.65mm	MR16 and other small bulbs typically using 12/24 volts
G6.35 GX6.35 GY6.35	6.35mm	0.95-1.3mm	--
G8	8mm	--	--
G9	9mm	--	--
GU10	10mm	--	Bulbs using twist-lock bi-pin base
G13	12.7mm	--	T8,T10 & T12 fluorescent tubes
G23	23mm	2mm	--
GU24	24mm	--	2 and 4 pin bases with center key
GX53	53mm	--	Used with puck shaped lamps typically twist-lock

Information is provided as a guideline only. Check your local code.

Screw Bases

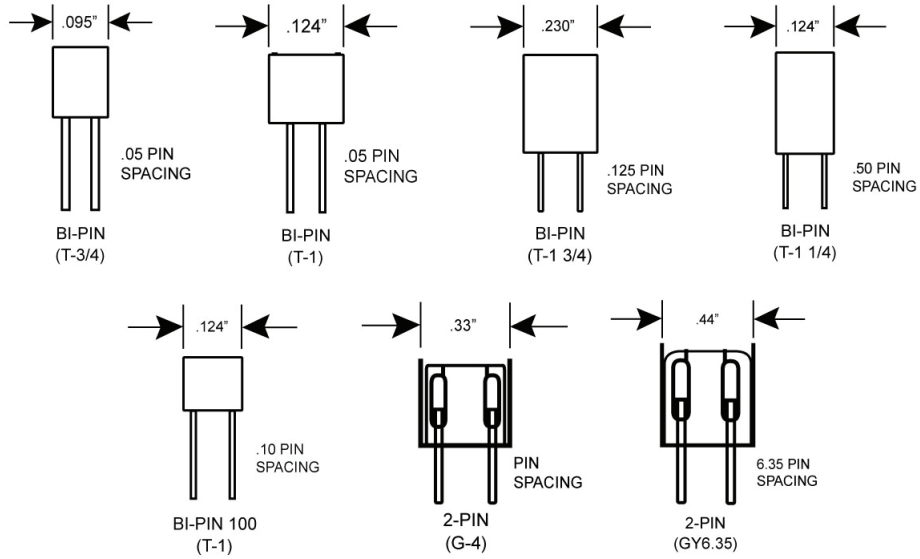


Bayonet Bases

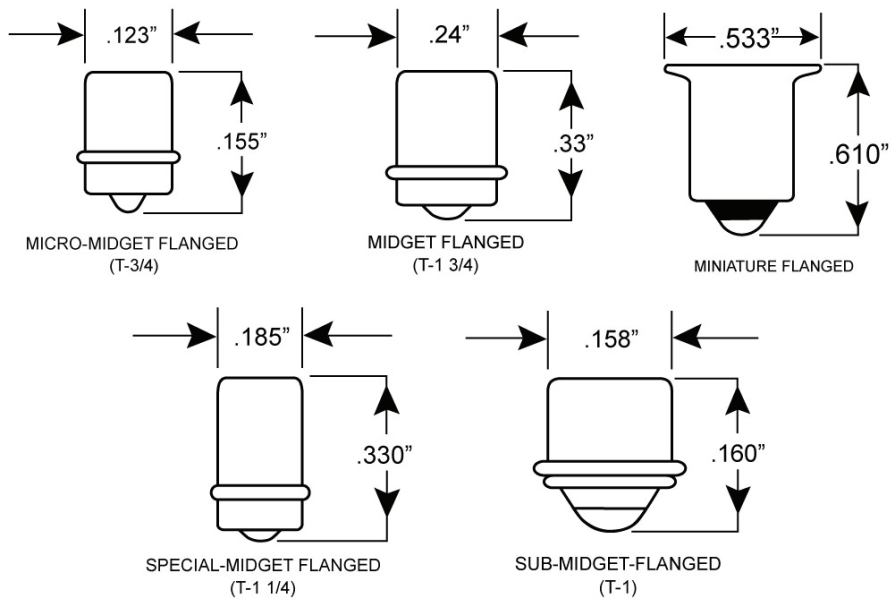


Information is provided as a guideline only. Check your local code.

Bi-Pin / Pin Bases

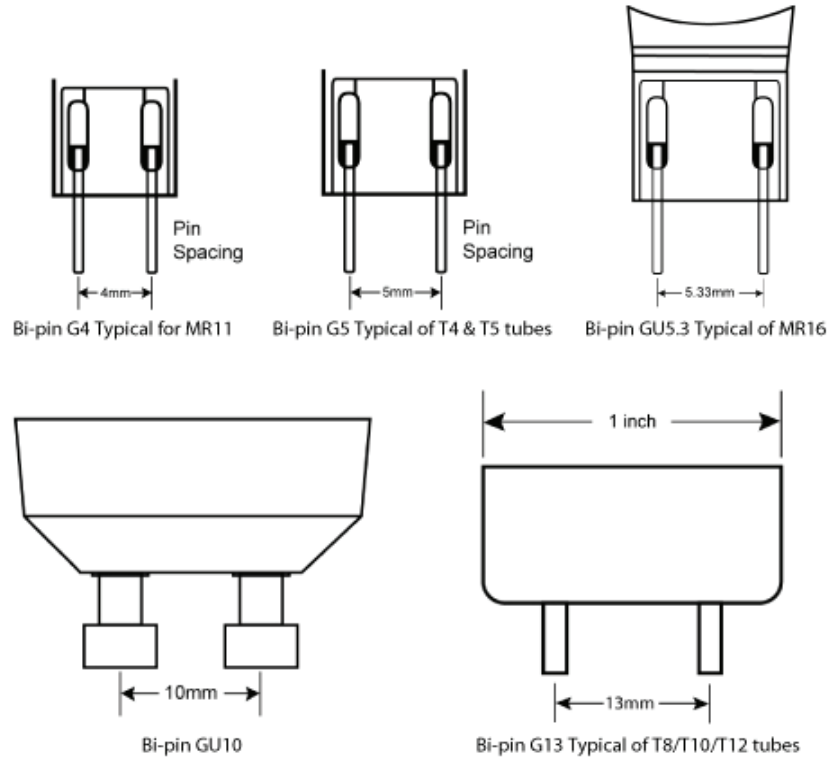


Flanged Bases



Information is provided as a guideline only. Check your local code.

M & G Pin Bases



Information is provided as a guideline only. Check your local code.